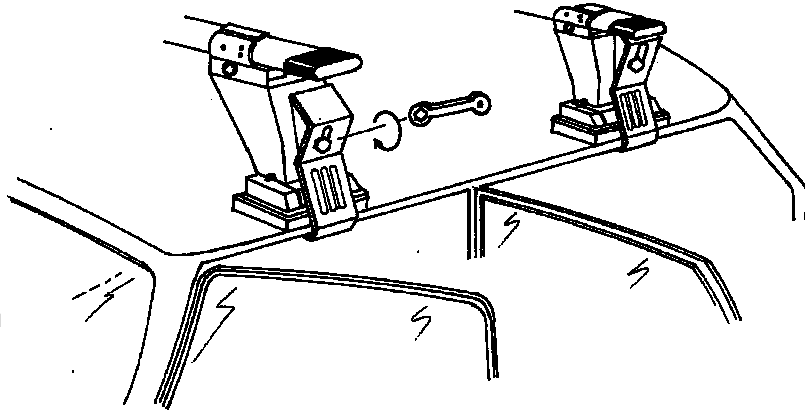


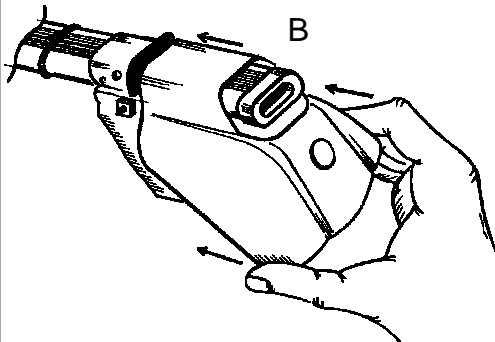
8

AVVITARE

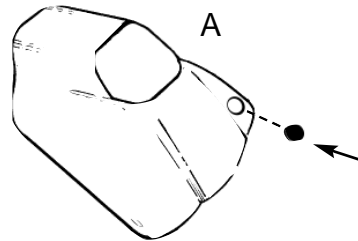
TO SCREW
APRETAR
FESTSCHRAUBEN
VISSER
VASTSCHROEVEN
MEGHÚZNI
WKRECIC
PRIVITI



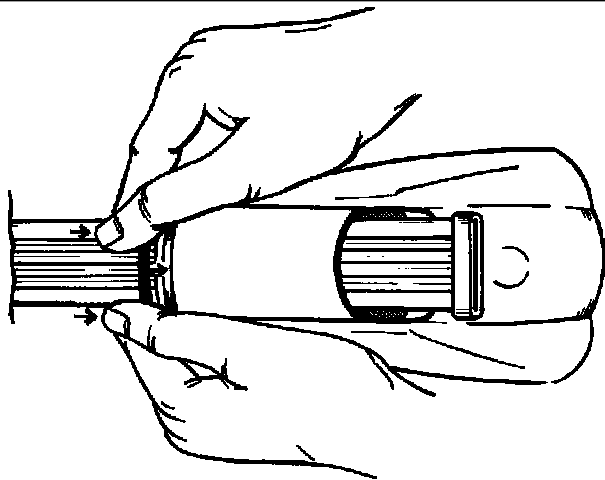
9

OPTIONAL**INSERIRE**

INSERT
CUBRIR
STOPFEN
ENFILER
BEVESTIG
TOLJA FEL
NALOZIC
VSTAVITI



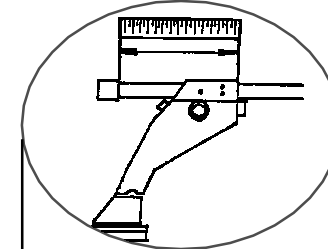
10

**76co**


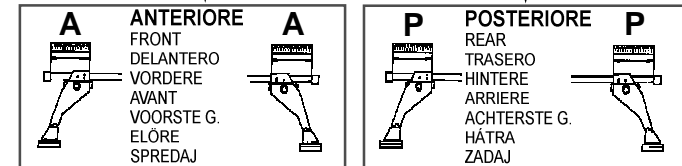
ISTRUZIONI DI MONTAGGIO - FITTING INSTRUCTIONS - INSTRUCCIONES PARA SU MONTAJE -
MONTAGEANWEISUNGEN - INSTRUCTIONS DE MONTAGE - MONTAGE INSTRUCTIES -
SZERELÉSI UTASÍTÁS - INSTRUKCJA MONTAZU - NAVODILA O MONTAŽI

“LOGICO”

1

**MISURE PRECISE**

EXACT DIMENSIONS
MEDIDAS CORRECTAS
GENAUE MASSE
MESURES EXACTES
EXACTE AFMETINGEN
PONTOS MÉRET
DOKLADNE WYMIARY
TO»NE MERE



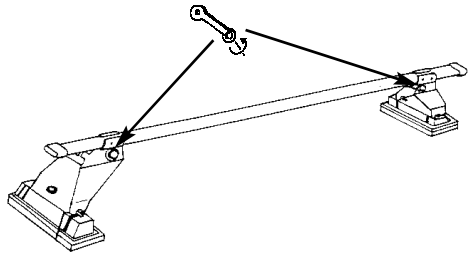
A	P
ANTERIORE	POSTERIORE
FRONT	REAR
DELANTERO	TRASERO
VORDERE	HINTERE
AVANT	ARRIERE
VOORSTE G.	ACHTERSTE G.
ELSŐ RÚD	HÁTÓSÓ RÚD
PRZOD	TYL
SPREDAJ	ZADAJ

FORD FIESTA 5P (02->08)
FORD FUSION

128 mm.
117 mm.

150 mm.
145 mm.

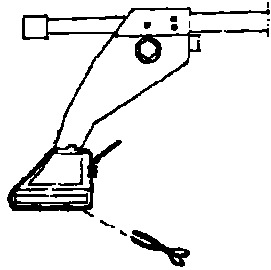
2



AVVITARE (A FONDO)

TO SCREW (DOWN)
 APRETAR (A FONDO)
 FESTSCHRAUBEN
 VISSER (À FOND)
 VASTSCHROEVEN
 MEGHÚZNI
 WKRECIC DO KONCA
 PRIVITI (DO KONCA)

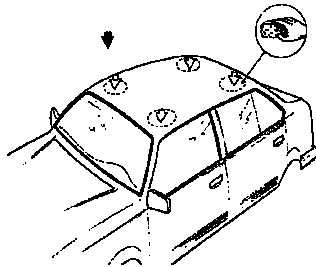
3



TAGLIARE

TO CUT
 CORTAR
 SCHNEIDEN
 COUPER
 SNIJDEN
 ELVÁGNI
 OBCIAC
 ODREZATI

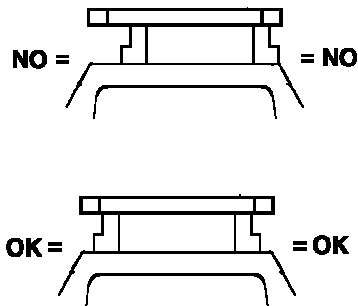
4



PULIRE IL TETTO

CLEAN THE ROOF
 LIMPIAR EL TECHO
 DACH REINIGEN
 NETTOYER LE TOIT
 DAK SCHOONMAKEN
 TISZTÍTSÁ MEG A TETŐT
 WYCZYSCIC DACH
 O»ISTITI STREHO

5

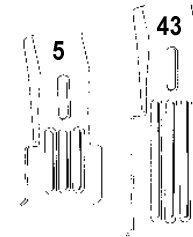


CENTRARE IL P. TUTTO SUL TETTO

CENTRE THE UNIVERSAL BAR
 CARRIER ON THE ROOF
 CENTRAR EL PORTAEQUIPAJES
 SOBRE EL TECHO
 LASTENTRÄGER AUF DEM DACH
 ZENTRIEREN
 CENTRER LE TOIT AVEC LE
 PORTE-TOUT
 PLAATS DE UNIVERSELE DRAGER
 IN HET MIDDEN VAN HET DAK
 HELYEZZE KÖZÉPRE A RUDAKAT
 WYSRODKOWAC BAGAZNIK NA DACHU
 CENTRIRATI PRTLJAENIK NA STREHO

6

MODELLI AUTO
 CARS
 COCHES
 WAGEN
 VOITURES
 AUTO
 AUTÓ TIPUS
 MODELI AVTOMOBILOV



ANTERIORE FRONT DELANTERO VORDERE AVANT VOORSTE G. ELŐRE SPREDAJ	POSTERIORE REAR TRASERO HINTERE ARRIERE ACHTERSTE G. HÁTRA ZADAJ
----------------------------------------------------------------------------------------------	----------------------------------------------------------------------------------------------

MONTAGGIO GANASCINE

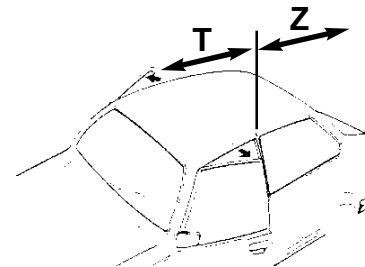
HOW TO ASSEMBLE THE CLAMPS
 COMO MONTAR LAS FIJACIONES
 ZUSAMMENBAU DER
 SPANNBACKEN
 MONTAGE CROCHET
 MONTAGE VAN DE KLEMMEN
 RÖGZÍTŐ FÜLEK
 MONTAZ SZCZEK MOCUJACYCH
 MONTAÆA NAPENJALNIKA

	N°	N°
FORD FIESTA 5P (02->08)	5	43
FORD FUSION	5	43

7

MODELLI SENZA PREDISPOSIZIONE DELLA CASA AUTO:

CARS WITHOUT PRE-EXISTING FIXING POINT
 PARA COCHES SIN PREDISPOSICION DEL FABRICANTE
 AUTOS OHNE VOM HERSTELLER VORGESEHENE BEFESTIGUNGSPUNKTE
 VOITURES SANS POINTS DE FIXAGE PRÉVUS PAR LE CONSTRUCTEUR
 AUTO'S ZONDER DOOR DE FABRIKANT VOORZIENE BEVESTIGINGSPUNTEN
 FELHELYEZES GYÁRI JELÖLÉS NÉLKÜLI AUTÓKRA
 SAMOCHODY BEZ PRZEWIDZIANYCH PUNKTOW UMOCOWANIA
 MODELI Z NEPREDVIDENIM LEÆI»EM S STRANI PROIZVAJALCA



ANTERIORE FRONT DELANTERO VORDERE AVANT VOORSTE G. ELŐ RÚD PRZOD SPREDAJ	POSTERIORE REAR TRASERO HINTERE ARRIERE ACHTERSTE G. HÁTSÓ RÚD TYL ZADAJ
---------------------------------------------------------------------------------------------------------	---------------------------------------------------------------------------------------------------------



MODELLI AUTO	T	Z
FORD FIESTA 5P (02->08)	250 mm.	450 mm.
FORD FUSION	250 mm.	450 mm.