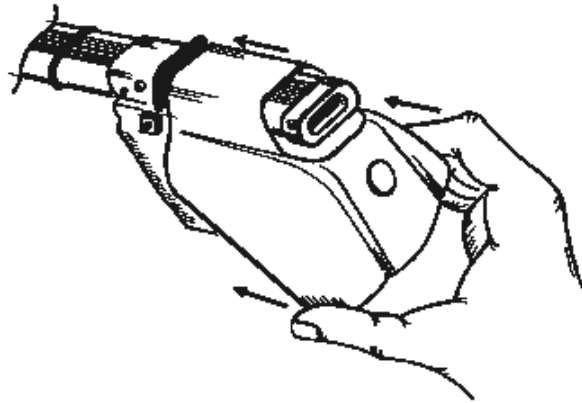


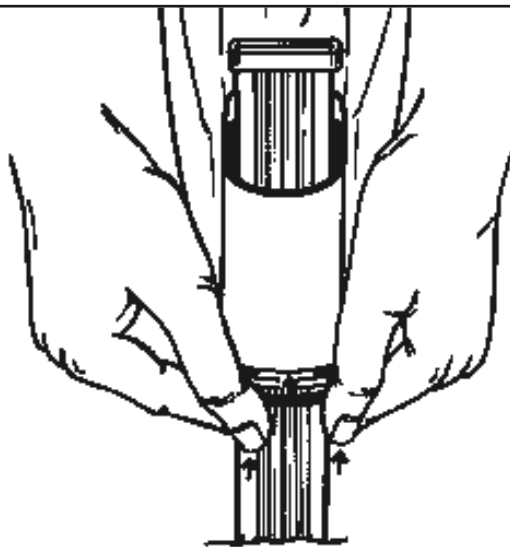
9

INSERIRE

INSERT
CUBRIR
STOPFEN
ENFILER
BEVESTIG
TOLJA FEL
NALOZIC
VSTAVITI



10

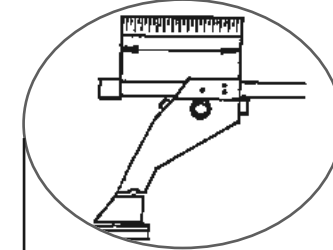


64co

ISTRUZIONI DI MONTAGGIO - FITTING INSTRUCTIONS - INSTRUCCIONES PARA SU MONTAJE -
MONTAGEANWEISUNGEN - INSTRUCTIONS DE MONTAGE - MONTAGE INSTRUCTIES -
SZERELÉSI UTASÍTÁS - INSTRUKCJA MONTAZU - NAVODILA O MONTAŽI

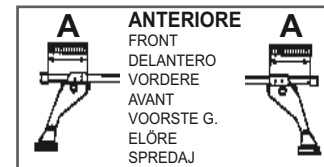
“LOGICO”

1



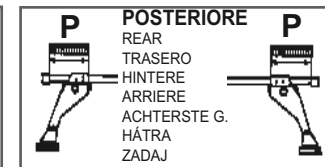
MISURE PRECISE

EXACT DIMENSIONS
MEDIDAS CORRECTAS
GENAU MASSE
MESURES EXACTES
EXACTE AFMETINGEN
PONTOS MÉRET
DOKŁADNE WYMIARY
TO»NE MERE



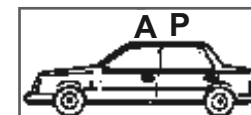
A ANTERIORE

FRONT
DELANTERO
VORDERE
AVANT
VOORSTE G.
ELŐRE
SPREDAJ



P POSTERIORE

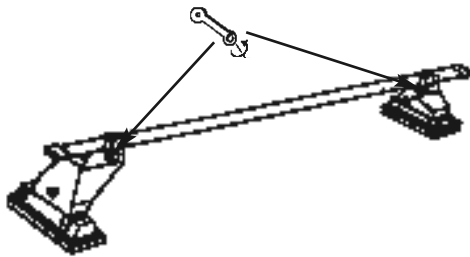
REAR
TRASERO
HINTERE
ARRIERE
ACHTERSTE G.
HÁTRA
ZADAJ



A
ANTERIORE
FRONT
DELANTERO
VORDERE
AVANT
VOORSTE G.
ELSŐ RÚD
PRZOD
SPREDAJ

P
POSTERIORE
REAR
TRASERO
HINTERE
ARRIERE
ACHTERSTE G.
HÁTSÓ RÚD
TYL
ZADAJ

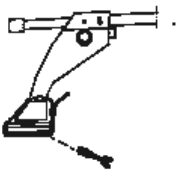
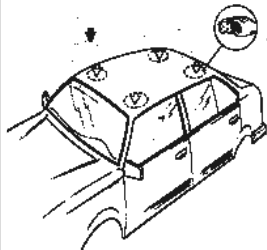
FORD C-MAX (10-)	186 mm.	212 mm.
LEXUS IS 200 (05-13)	140 mm.	133 mm.
SKODA SUPERB (08-15)	115 mm.	109 mm.
VW GOLF V 5P. (03-08)	116 mm.	150 mm.
VW GOLF VI 5P. (08-12)	116 mm.	150 mm.
VW TOURAN NO RAILS (03-15)	171 mm.	181 mm.
VW POLO 5P. (02-09)	147 mm.	164 mm.

2**AVVITARE (A FONDO)**

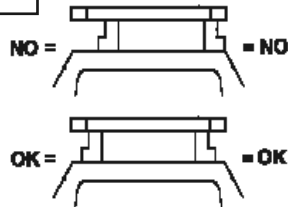
TO SCREW (DOWN)
 APRETAR (A FONDO)
 FESTSCHRAUBEN
 VISSER (À FOND)
 VASTSCHROEVEN
 MEGHÚZNI
 WKRECIC DO KONCA
 PRIVITI (DO KONCA)

3**TAGLIARE**

TO CUT
 CORTAR
 SCHNEIDEN
 COUPER
 SNIJDEN
 ELVÁGNI
 OBCIAC
 ODREZATI

**4**

PULIRE IL TETTO
 CLEAN THE ROOF
 LIMPIAR EL TECHO
 DACH REINIGEN
 NETTOYER LE TOIT
 DAK SCHOONMAKEN
 TISZTITSÁ MEG A TETŐT
 WYCZYSCIC DACH
 O»ISTITI STREHO

5**CENTRARE IL P. TUTTO SUL TETTO**

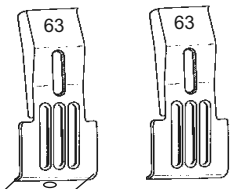
CENTRE THE UNIVERSAL BAR
 CARRIER ON THE ROOF
 CENTRAR EL PORTAEQUIPAJES
 SOBRE EL TECHO
 LASTENTRÄGER AUF DEM DACH
 ZENTRIEREN
 CENTRER LE TOIT AVEC LE
 PORTE-TOUT
 PLAATS DE UNIVERSELE DRAGER
 IN HET MIDDEN VAN HET DAK
 HELYZEZE KÖZÉPRE A RUDAKAT
 WYSRODKOWAC BAGAZNIK NA DACHU
 CENTRIRATI PRTLJA»ENIK NA STREHO

6**MODELLI AUTO**

CARS
 COCHES
 WAGEN
 VOITURES
 AUTO
 AUTÓ TIPUS
 MODELI AVTOMOBILOV

MONTAGGIO GANASCINE

HOW TO ASSEMBLE THE CLAMPS
 COMO MONTAR LAS FIJACIONES
 ZUSAMMENBAU DER
 SPANNBACKEN
 MONTAGE CROCHET
 MONTAGE VAN DE KLEMMEN
 RÖGZITŐ FÜLEK
 MONTAZ SZCZEK MOCUJACYCH
 MONTA»EA NAPENJALNIKA

**ANTERIORE**

FRONT
 DELANTERO
 VORDERE
 AVANT
 VOORSTE G.
 ELSŐ RÜD
 PRZOD
 SPREDAJ

N°

POSTERIORE


REAR
 TRASERO
 HINTERE
 ARRIERE
 ACHTERSTE G.
 HÁTSÓ RÜD
 TYL
 ZADAJ

N°

FORD C-MAX (10-) 63 63
LEXUS IS 200 (05-13) 63 63
SKODA SUPERB (08-15) 63 63
VW GOLF V 5P (03-08) 63 63
VW GOLF VI 5P (08-12) 63 63
VW TOURAN (03-15) 63 63
VW POLO 5P (02-09) 63 63

7**MODELLI CON PREDISPOSIZIONE DELLA CASA AUTO:**

CARS WITH PRE-EXISTING FIXING POINT FROM MANUFACTURER
 MODELOS CON PREDISPOSICION DEL FABRICANTE
 AUTOS MIT VOM HERSTELLER VORGESEHENE BEFESTIGUNGSPUNKTE
 VOITURES AVEC POINTS DE FIXAGE PREVUS PAR LE CONSTRUCTEUR
 AUTO'S MET DOOR DE FABRIKANT VOORZIENE MONTAGEPUNTEN
 FELHELYEZÉS GYÁRTÓ ÁLTAL KIJELÖLT PONTRA
 SAMOCHODY Z PRZEWIDZIANYMI PUNKTAMI UMOCOWANIA

**AVVITARE**

TO SCREW
 APRETAR
 FESTSCHRAUBEN
 VISSER
 VASTSCHROEVEN
 MEGHÚZNI
 WKRECIC
 PRIVITI