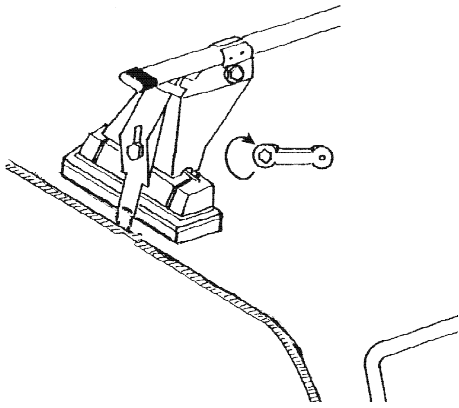


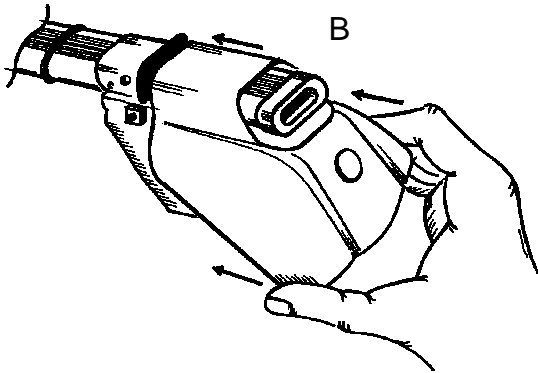
7

AVVITARE

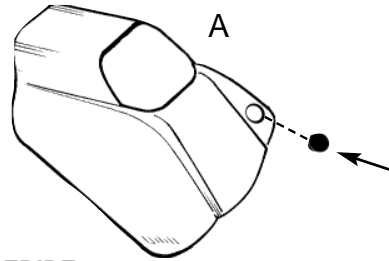
TO SCREW
APRETAR
FESTSCHRAUBEN
VISSER
VASTSCHROEVEN
MEGHÚZNI
WKRECIC
PRIVITI



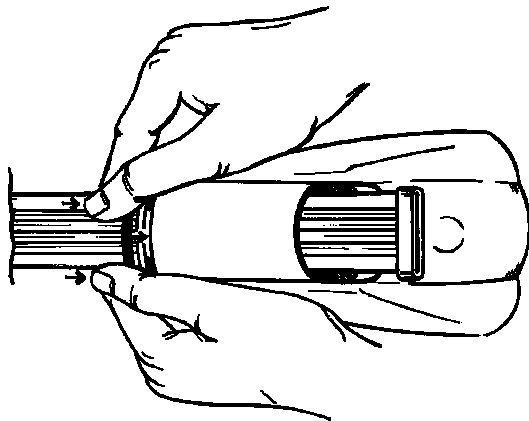
8

OPTIONAL**INSERIRE**

INSERT
CUBRIR
STOPFEN
ENFILER
BEVESTIG
TOLJA FEL
NALOZIC
VSTAVITI



9

**61co**

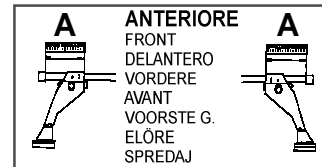
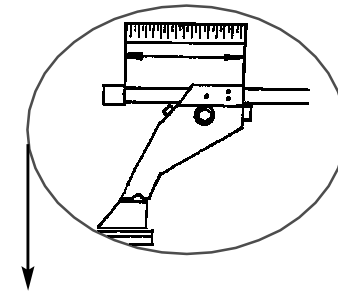
ISTRUZIONI DI MONTAGGIO - FITTING INSTRUCTIONS - INSTRUCCIONES PARA SU MONTAJE -
MONTAGEANWEISUNGEN - INSTRUCTIONS DE MONTAGE - MONTAGE INSTRUCTIES -
SZERELÉSI UTASÍTÁS - INSTRUKCJA MONTAŻU - NAVODILA O MONTAŽI

“LOGICO”

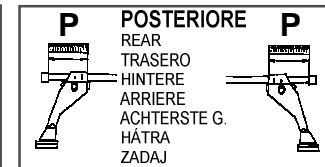
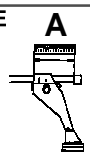
1

**MISURE PRECISE**

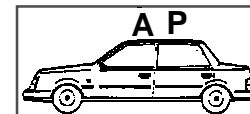
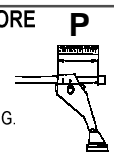
EXACT DIMENSIONS
MEDIDAS CORRECTAS
GENAUE MASSE
MESURES EXACTES
EXACTE AFMETINGEN
PONTOS MÉRET
DOKLADNE WYMIARY
TO»NE MERE

**A ANTERIORE**

FRONT
DELANTERO
VORDERE
AVANT
VOORSTE G.
ELŐRE
SPREDAJ

**P POSTERIORE**

REAR
TRASERO
HINTERE
ARRIERE
ACHTERSTE G.
HÁTRA
ZADAJ

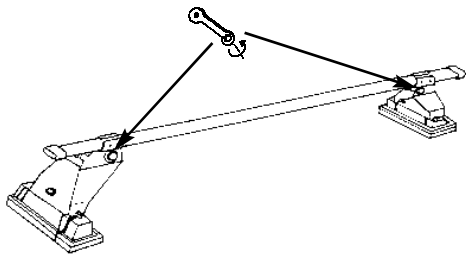


A
ANTERIORE
FRONT
DELANTERO
VORDERE
AVANT
VOORSTE G.
ELSŐ RÚD
PRZOD
SPREDAJ

P
POSTERIORE
REAR
TRASERO
HINTERE
ARRIERE
ACHTERSTE G.
HÁTSÓ RÚD
TYL
ZADAJ

CITROEN C3**94 mm.****103 mm.****TOYOTA YARIS 5P. 99->05****109 mm.****124 mm.****TOYOTA YARIS 5P. 05->11****109 mm.****117 mm.**

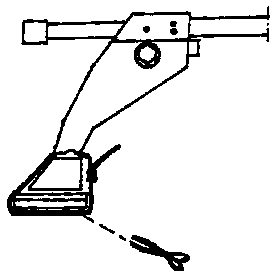
2



AVVITARE (A FONDO)

TO SCREW (DOWN)
APRETAR (A FONDO)
FESTSCHRAUBEN
VISSER (À FOND)
VASTSCHROEVEN
MEGHÚZNI
WKRECIC DO KONCA
PRIVITI (DO KONCA)

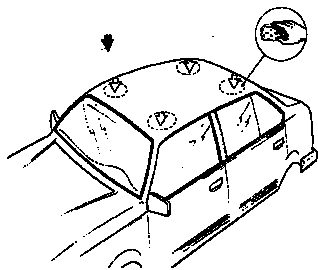
3



TAGLIARE

TO CUT
CORTAR
SCHNEIDEN
COUPER
SNIJDEN
ELVÁGNI
OBCIAC
ODREZATI

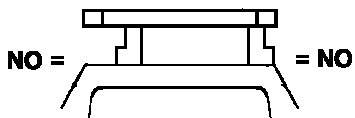
4



PULIRE IL TETTO

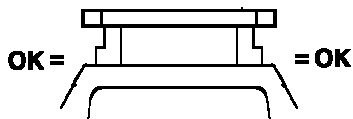
CLEAN THE ROOF
LIMPIAR EL TECHO
DACH REINIGEN
NETTOYER LE TOIT
DAK SCHOONMAKEN
TISZTITSA MEG A TETŐT
WYCZYSCIC DACH
O»ISTITI STREHO

5



CENTRARE IL P. TUTTO SUL TETTO

CENTRE THE UNIVERSAL BAR
CARRIER ON THE ROOF
CENTRAR EL PORTAEQUIPAJES
SOBRE EL TECHO
LASTENTRÄGER AUF DEM DACH
ZENTRIEREN
CENTRER LE TOIT AVEC LE
PORTE-TOUT



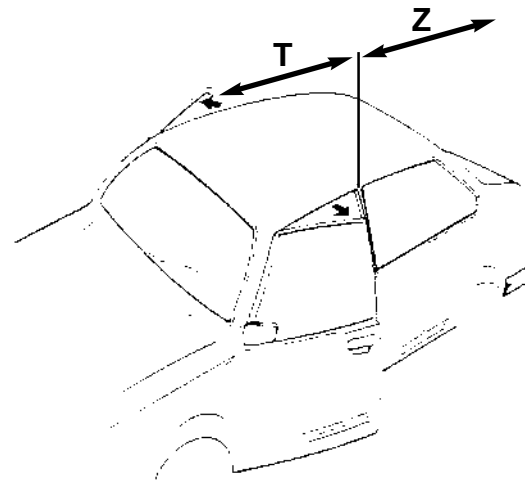
PLAATS DE UNIVERSELE DRAGER
IN HET MIDDEN VAN HET DAK
HELYEZZE KÖZÉPRE A RUDAKAT
WYSRODKOWAC BAGAZNIK NA DACHU
CENTRIRATI PRTLJA»ENIK NA STREHO

6



MODELLI SENZA PREDISPOSIZIONE DELLA CASA AUTO:

CARS WITHOUT PRE-EXISTING FIXING POINT
PARA COCHES SIN PREDISPOSICION DEL FABRICANTE
AUTOS OHNE VOM HERSTELLER VORGESEHENE BEFESTIGUNGSPUNKTE
VOITURES SANS POINTS DE FIXAGE PRÉVUS PAR LE CONSTRUCTEUR
AUTO'S ZONDER DOOR DE FABRIKANT VOORZIENE BEVESTIGINGSPUNTEN
FELHELYEZES GYÁRI JELÖLÉS NÉLKÜLI AUTÓKRA
SAMOCHODY BEZ PRZEWIDZIANYCH PUNKTOW UMOCOWANIA
MODELI Z NEPREDVIDENIM LE»EIO»EM S STRANI PROIZVAJALCA



ANTERIORE

FRONT
DELANTERO
VORDERE
AVANT
VOORSTE G.
ELSŐ RÚD
PRZOD
SPREDAJ

POSTERIORE

REAR
TRASERO
HINTERE
ARRIERE
ACHTERSTE G.
HÁTSÓ RÚD
TYL
ZADAJ

MODELLI AUTO

	T	Z
TOYOTA YARIS 5P	200 mm.	500 mm
CITROEN C3	250 mm.	350 mm.