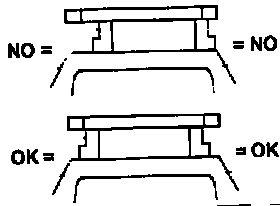


6**CENTRARE IL P. TUTTO SUL TETTO**CENTRE THE UNIVERSAL BAR
CARRIER ON THE ROOFCENTRAR EL PORTAEQUIPAJES
SOBRE EL TECHOLASTENTRÄGER AUF DEM DACH
ZENTRIERENCENTRER LE TOIT AVEC LE
PORTE-TOUTPLAATS DE UNIVERSELE DRAGER
IN HET MIDDEN VAN HET DAK

HELYEZZE KÖZÉPRE A RUDAKAT

WYSRODKOWAC BAGAŻNIK NA DACHU

CENTRIRATI PRTLJA/ENIK NA STREHO

B - INSERIRE TAPPO SU VITE

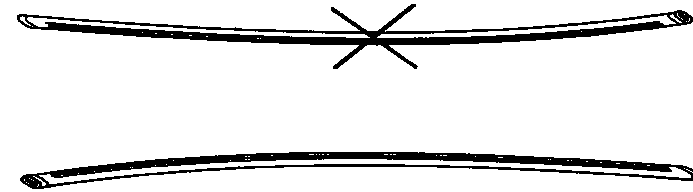
INSERT THE CAP ON THE SCREW
CUBRIR TORNILLO CON SU PLASTICO
STOPFEN AUF DIE SCHRAUBE EINSETZEN
ENFILER LE CAPUCHON SUR LA VIS
BEVESTIG DE DOP OP DE SCHROEF
CSAVARJA FEL A MŰANYAG KUPAKOKAT
NALOZYC KOREK NA SRUBE
VSTAVITI POKROV»EK NA VIJAK

B**A****A - AVVITARE**

TO SCREW
APRETAR
FESTSCHRAUBEN
VISSER
VASTSCHROEVEN
MEGHŰZNI
WKRECIC
PRIVITI

7**53co**

ISTRUZIONI DI MONTAGGIO - FITTING INSTRUCTIONS - INSTRUCCIONES PARA SU MONTAJE -
MONTAGEANWEISUNGEN - INSTRUCTIONS DE MONTAGE - MONTAGE INSTRUCTIES - SZERELÉSI
UTASÍTÁS - INSTRUKCJA MONTAŻU - NAVODILA O MONTAĚI

“LOGICO”**SEAT IBIZA 3-5P. (99->01) SEAT CORDOBA (99->02)****1****NO****OK****2**


N°3

N°1



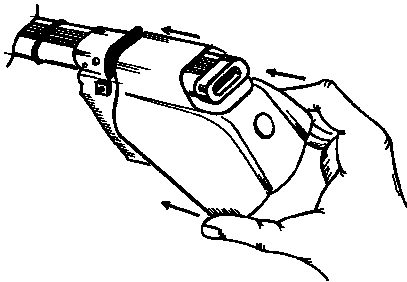
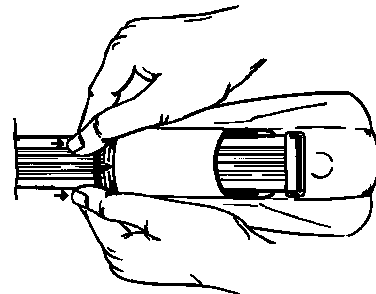


N°4

N°2

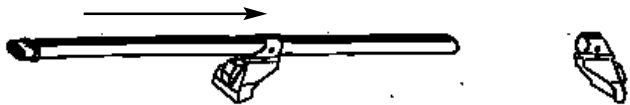
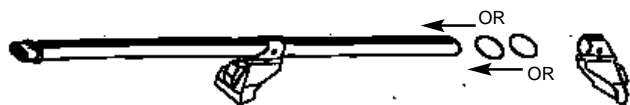
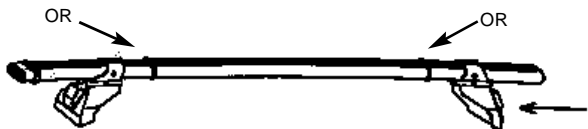
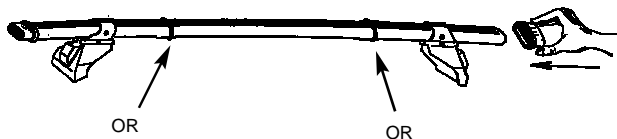
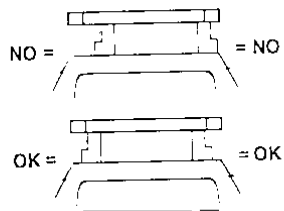


TAGLIARE n°1-n°2
TO CUT n°1-n°2
CORTAR n°1-n°2
SCHNEIDEN n°1-n°2
COUPER n°1-n°2
SNIJDEN n°1-n°2
ELVÁGNI n°1-n°2
OBCIAC n°1-n°2
ODREZATI n°1-n°2

V W *GOLF 3-5P (92 ->97)
V W VENTO 4P (92 ->97)
SEAT IBIZA 3-5P (93 ->98)
SEAT CORDOBA (93 ->98)
SEAT IBIZA 3-5P. (99->01)
SEAT CORDOBA (99->02)

A**OPTIONAL****B****3****A****B****MONTAGGIO GANASCINE**


HOW TO ASSEMBLE THE CLAMPS
COMO MONTAR LAS FIJACIONES
ZUSAMMENBAU DER SPANNBACKEN
MONTAGE CROCHET
MONTAGE VAN DE KLEMMEN
SZERELJE FEL A RÖGZITŐFÜLEKET
MONTAZ SZCZEK MOCUJACYCH
MONTAĚA NAPENJALNIKA

4A**4B****4C****4D****5****CENTRARE IL P. TUTTO SUL TETTO**CENTRE THE UNIVERSAL BAR
CARRIER ON THE ROOFCENTRAR EL PORTAEQUIPAJES
SOBRE EL TECHOLASTENTRÄGER AUF DEM DACH
ZENTRIERENCENTRER LES BARRES PAR
RAPPORT AU TOITPLAATS DE UNIVERSELE DRAGER
IN HET MIDDEN VAN HET DAK

CENTRIRATI PRTLJA/ENIK NA STREHO

6**A AVVITARE**


TO SCREW
APRETAR
FESTSCHRAUBEN
VISSER
VASTSCHROEVEN
MEGHÚZNI
WKRECIC
PRIVITI



V W *GOLF 3-5P (92 ->97)
V W VENTO 4P (92 ->97)
SEAT IBIZA 3-5P (93 ->98)
SEAT CORDOBA (93 ->98)

1**NO****2****OK****3****4****SCALZARE LA GUARNIZIONE**

REMOVE THE GASKET
QUITE LA MOLDURA
DICHTUNG HERAUSZIEHEN
OTER LA GUARNITURE
PAKKUNG LOSMAKEN
KIHAJTANI A TÖMITÖGUMIT
WYCIAGNAC USZCZELKE
ODMAKNITI TESNILO

**5**