



8b**SKODA FABIA - OCTAVIA****A - AVVITARE**

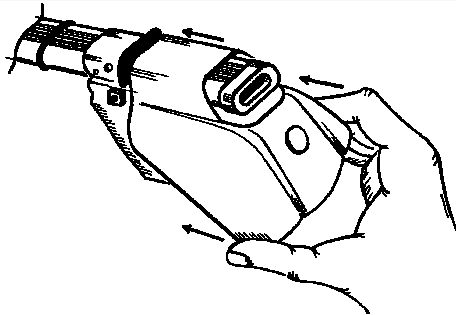
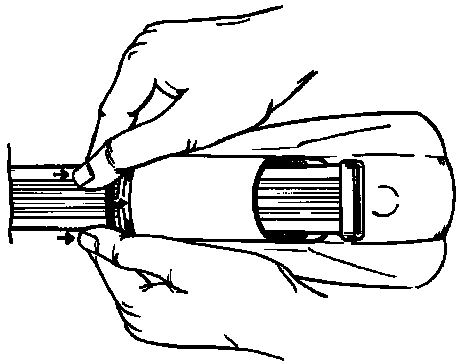
TO SCREW
APRETAR
FESTSCHRAUBEN
VISSER
VASTSCHROEVEN
MEGHÚZNI
WKRECIC

**A - AVVITARE**

TO SCREW
APRETAR
FESTSCHRAUBEN
VISSER
VASTSCHROEVEN
MEGHÚZNI
WKRECIC

**9****INSERIRE**

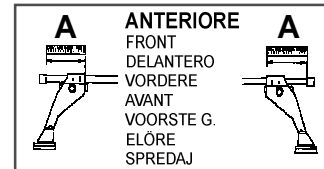
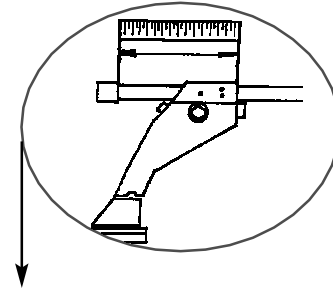
INSERT
CUBRIR
STOPFEN
ENFILER
BEVESTIG
TOLJA FEL
NALOZIC
VSTAVITI

**OPTIONAL****10****52co**

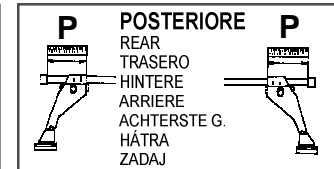
ISTRUZIONI DI MONTAGGIO - FITTING INSTRUCTIONS - INSTRUCCIONES PARA SU MONTAJE -
MONTAGEANWEISUNGEN - INSTRUCTIONS DE MONTAGE - MONTAGE INSTRUCTIES -
SZERELÉSI UTASÍTÁS - INSTRUKCJA MONTAŻU - NAVODILA O MONTAŽI

“LOGICO”**1****MISURE PRECISE**

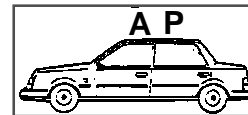
EXACT DIMENSIONS
MEDIDAS CORRECTAS
GENAUUE MASSE
MESURES EXACTES
EXACTE AFMETINGEN
PONTOS MÉRET
DOKLADNE WYMIARY
TO»NE MERE



A
ANTERIORE
FRONT
DELANTERO
VORDERE
AVANT
VOORSTE G.
ELŐRE
SPREDAJ



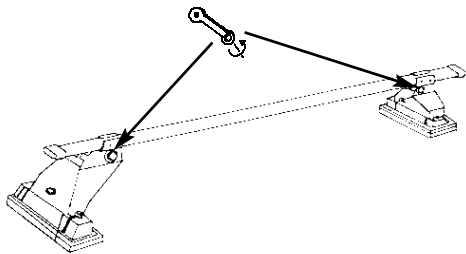
P
POSTERIORE
REAR
TRASERO
HINTERE
ARRIERE
ACHTERSTE G.
HÁTRA
ZADAJ



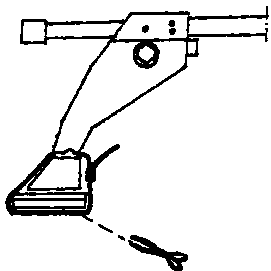
A
ANTERIORE
FRONT
DELANTERO
VORDERE
AVANT
VOORSTE G.
ELŐ RÚD
PRZOD
SPREDAJ

P
POSTERIORE
REAR
TRASERO
HINTERE
ARRIERE
ACHTERSTE G.
HÁT SÓ RÚD
TYL
ZADAJ

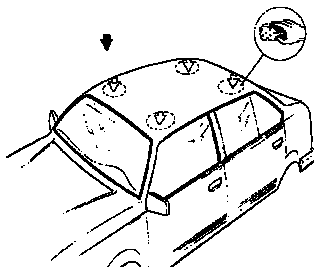
SKODA FABIA	161 mm.	179 mm.
SKODA OCTAVIA	149 mm.	157 mm.
VW POLO(95->99)-(00->)	179 mm.	200 mm.

2**AVVITARE (A FONDO)**

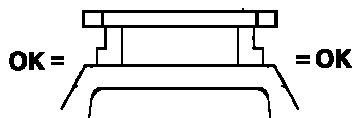
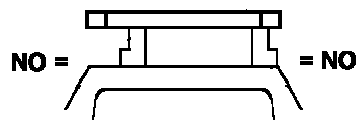
TO SCREW (DOWN)
 APRETAR (A FONDO)
 FESTSCHRAUBEN
 VISSER (À FOND)
 VASTSCHROEVEN
 MEGHÚZNI
 WKRECIC DO KONCA
 PRIVITI (DO KONCA)

3**TAGLIARE**

TO CUT
 CORTAR
 SCHNEIDEN
 COUPER
 SNIJDEN
 ELVÁGNI
 OBCIAC
 ODREZATI

4**PULIRE IL TETTO**

CLEAN THE ROOF
 LIMPIAR EL TECHO
 DACH REINIGEN
 NETTOYER LE TOIT
 DAK SCHOONMAKEN
 TISZTITSA MEG A TETŐT
 WYCZYSCIC DACH
 O»ISTITI STREHO

5**CENTRARE IL P. TUTTO SUL TETTO**


CENTRE THE UNIVERSAL BAR
 CARRIER ON THE ROOF
 CENTRAR EL PORTAEQUIPAJES
 SOBRE EL TECHO
 LASTENTRÄGER AUF DEM DACH
 ZENTRIEREN
 CENTRER LE TOIT AVEC LE
 PORTE-TOUIT
 PLAATS DE UNIVERSELE DRAGER
 IN HET MIDDEN VAN HET DAK
 HELYEZZE KÖZÉPRE A RUDAKAT
 WYSRODKOWAC BAGAZNIK NA DACHU

6**MODELLI CON PREDISPOSIZIONE DELLA CASA AUTO:**


CARS WITH PRE-EXISTING FIXING POINT FROM MANUFACTURER
 MODELOS CON PREDISPOSICION DEL FABRICANTE
 AUTOS MIT VOM HERSTELLER VORGESEHENE BEFESTIGUNGSPUNKTE
 VOITURES AVEC POINTS DE FIXAGE PREVUS PAR LE CONSTRUCTEUR
 AUTO'S MET DOOR DE FABRIKANT VOORZIENE MONTAGEPUNTEN
 FELHELYEZÉS GYÁRTÓ ÁLTAL KIJELÖLT PONTRA
 SAMOCHODY Z PRZEWIDZIANYMI PUNKTAMI UMOCOWANIA
 MODELI Z PREDVIDENIM LEŔIEM S STRANI PROIZVAJALCA

7

SVITARE DI 2 GIRI
 UNSCREW FOR 2 TURNS
 AFLOJAR CON 2 VUELTAS EL TORNILLO
 2MAL UMDREHEND ABSCRABEN
 DEVISSER DE 2 TOURS
 DE VYS LOSDRAAIEN
 ODVITI 2 OBRATA

8a**VOLKSWAGEN POLO (95->99) - (00->)**

A - AVVITARE
 TO SCREW
 APRETAR
 FESTSCHRAUBEN
 VISSER
 VASTSCHROEVEN
 MEGHÚZNI
 WKRECIC
 PRIVITI



A - AVVITARE
 TO SCREW
 APRETAR
 FESTSCHRAUBEN
 VISSER
 VASTSCHROEVEN
 MEGHÚZNI
 WKRECIC
 PRIVITI