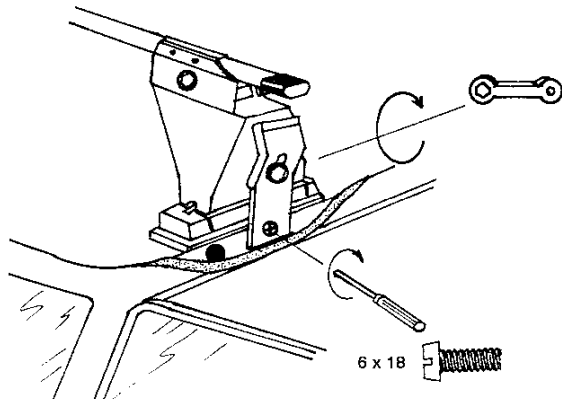
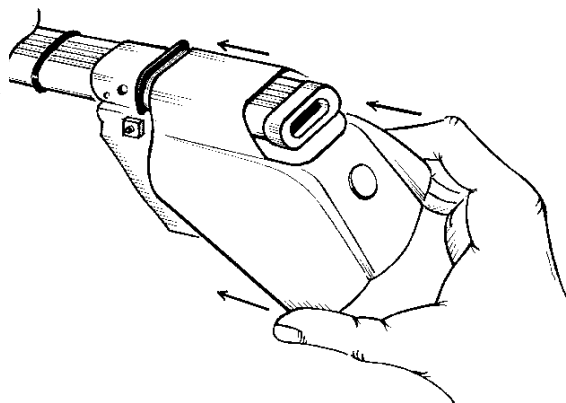
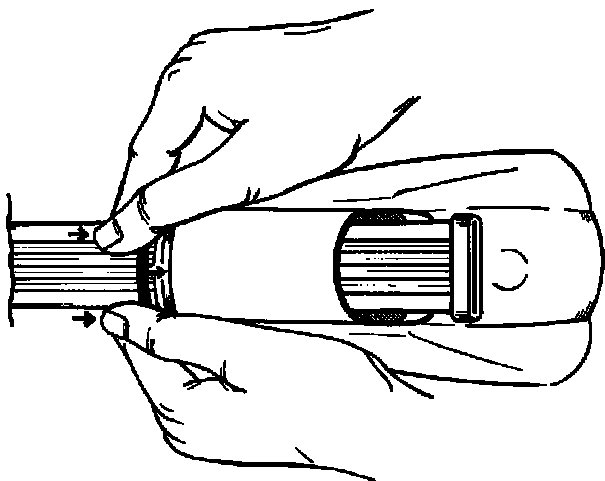


**8****AVVITARE**

TO SCREW  
 APRETAR  
 FESTSCHRAUBEN  
 VISSER  
 VASTSCHROEVEN  
 MEGHÚZNI  
 WKRECIC  
 PRIVITI

**9****OPTIONAL****INSERIRE**

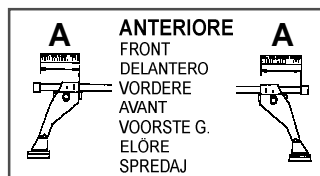
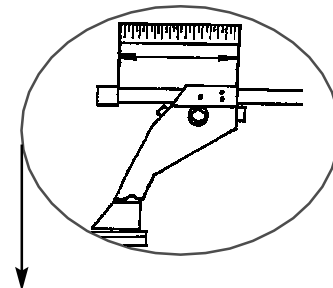
INSERT  
 CUBRIR  
 STOPFEN  
 ENFILER  
 BEVESTIG  
 TOLJA FEL  
 NALOZIC  
 VSTAVITI

**10****39co**

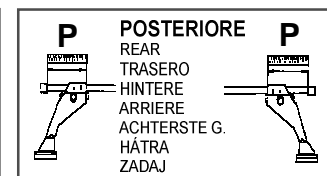
ISTRUZIONI DI MONTAGGIO - FITTING INSTRUCTIONS - INSTRUCCIONES PARA SU MONTAJE -  
 MONTAGEANWEISUNGEN - INSTRUCTIONS DE MONTAGE - MONTAGE INSTRUCTIES -  
 SZERELÉSI UTASÍTÁS - INSTRUKCJA MONTAZU - NAVODILA O MONTAŽI

**“LOGICO”****1****MISURE PRECISE**

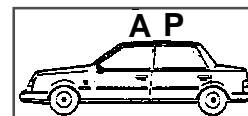
EXACT DIMENSIONS  
 MEDIDAS CORRECTAS  
 GENAUE MASSE  
 MESURES EXACTES  
 EXACTE AFMETINGEN  
 PONTOS MÉRET  
 DOKŁADNE WYMIARY  
 TO»NE MERE



**A**  
**ANTERIORE**  
 FRONT  
 DELANTERO  
 VORDERE  
 AVANT  
 VOORSTE G.  
 ELŐRE  
 SPREDAJ



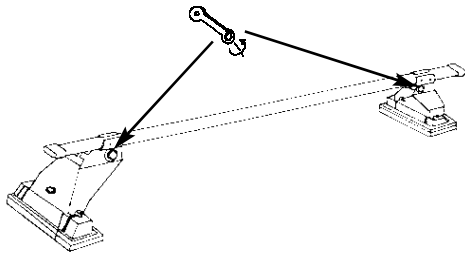
**P**  
**POSTERIORE**  
 REAR  
 TRASERO  
 HINTERE  
 ARRIERE  
 ACHTERSTE G.  
 HÁTRA  
 ZADAJ



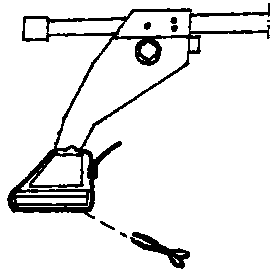
**A**  
**ANTERIORE**  
 FRONT  
 DELANTERO  
 VORDERE  
 AVANT  
 VOORSTE G.  
 ELSŐ RÜD  
 PRZOD  
 SPREDAJ

**P**  
**POSTERIORE**  
 REAR  
 TRASERO  
 HINTERE  
 ARRIERE  
 ACHTERSTE G.  
 HÁTSÓ RÜD  
 TYL  
 ZADAJ

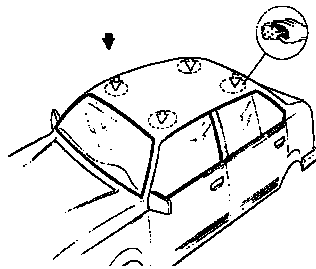
**PEUGEOT 206 5p.****110 mm.****126 mm.**

**2****AVVITARE (A FONDO)**

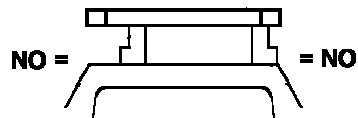
TO SCREW (DOWN)  
 APRETAR (A FONDO)  
 FESTSCHRAUBEN  
 VISSER (À FOND)  
 VASTSCHROEVEN  
 MEGHÚZNI  
 WKRECIC DO KONCA  
 PRIVITI (DO KONCA)

**3****TAGLIARE**

TO CUT  
 CORTAR  
 SCHNEIDEN  
 COUPER  
 SNIJDEN  
 ELVÁGNI  
 OBCIAC  
 ODREZATI

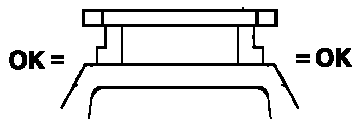
**4****PULIRE IL TETTO**

CLEAN THE ROOF  
 LIMPIAR EL TECHO  
 DACH REINIGEN  
 NETTOYER LE TOIT  
 DAK SCHOONMAKEN  
 TISZTÍTSÁ MEG A TETŐT  
 WYCZYŚCIC DACH  
 O»ISTITI STREHO

**5**

NO =

= NO



OK =

= OK

**CENTRARE IL P. TUTTO SUL TETTO**

CENTRE THE UNIVERSAL BAR  
 CARRIER ON THE ROOF

CENTRAR EL PORTAEQUIPAJES  
 SOBRE EL TECHO

LASTENTRÄGER AUF DEM DACH  
 ZENTRIEREN

CENTRER LE TOIT AVEC LE  
 PORTE-TOIT

PLAATS DE UNIVERSELE DRAGER  
 IN HET MIDDEN VAN HET DAK

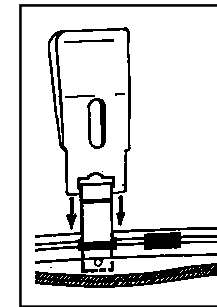
HELYEZZE KÖZÉPRE A RUDAKAT

WYSRODKOWAC BAGAŻNIK NA DACHU

CENTRIRATI PRTLJA»ENIK NA STREHO

**6****MODELLI CON PREDISPOSIZIONE DELLA CASA AUTO:**

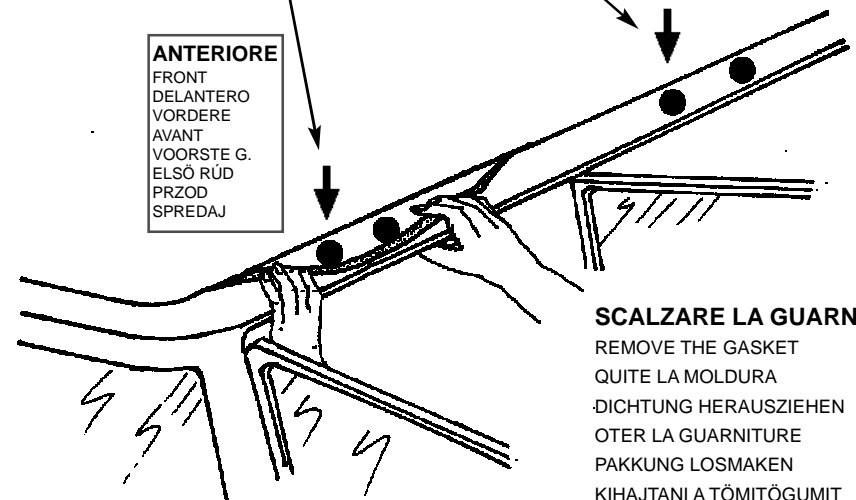
CARS WITH PRE-EXISTING FIXING POINT FROM MANUFACTURER  
 MODELOS CON PREDISPOSICION DEL FABRICANTE  
 AUTOS MIT VOM HERSTELLER VORGESEHENE BEFESTIGUNGSPUNKTE  
 VOITURES AVEC POINTS DE FIXAGE PREVUS PAR LE CONSTRUCTEUR  
 AUTO'S MET DOOR DE FABRIKANT VOORZIENE MONTAGEPUNTEN  
 FELHELYEZÉS GYÁRTÓ ÁLTAL KIJELÖLT PONTRA  
 SAMOCHODY Z PRZEWIDZIANYMI PUNKTAMI UMOCOWANIA  
 MODELI Z PREDVIDENIM LE»EM S STRANI PROIZVAJALCA

**MODELLI AUTO****PEUGEOT 206 5p.****7****POSTERIORE**

REAR  
 TRASERO  
 HINTERE  
 ARRIERE  
 ACHTERSTE G.  
 HÁTSÓ RÜD  
 TYL  
 ZADAJ

**ANTERIORE**

FRONT  
 DELANTERO  
 VORDERE  
 AVANT  
 VOORSTE G.  
 ELSÓ RÜD  
 PRZOD  
 SPREDAJ

**SCALZARE LA GUARNIZIONE**

REMOVE THE GASKET  
 QUITE LA MOLDURA  
 DICHTUNG HERAUSZIEHEN  
 OTER LA GUARNITURE  
 PAKKUNG LOSMAKEN  
 KIHAJTANI A TÖMITÖGUMIT  
 WYCIAGNAC USZCZELKE  
 ODMAKNITI TESNILO