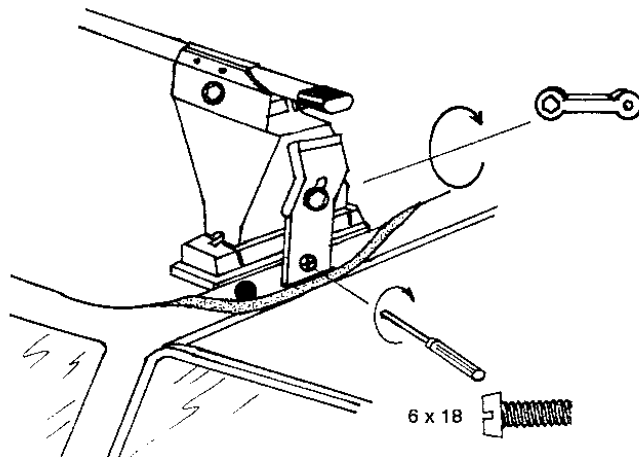


8

AVVITARE

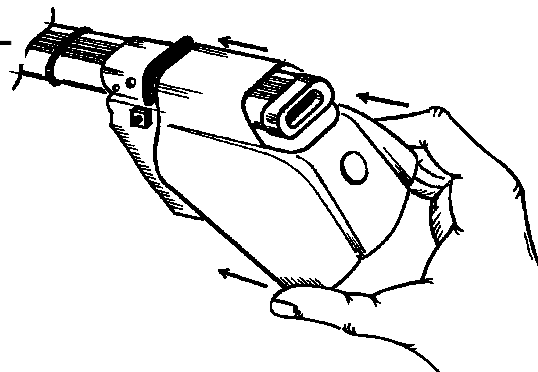
TO SCREW
APRETAR
FESTSCHRAUBEN
VISSER
VASTSCHROEVEN
MEGHÚZNI
WKRECIC
PRIVITI



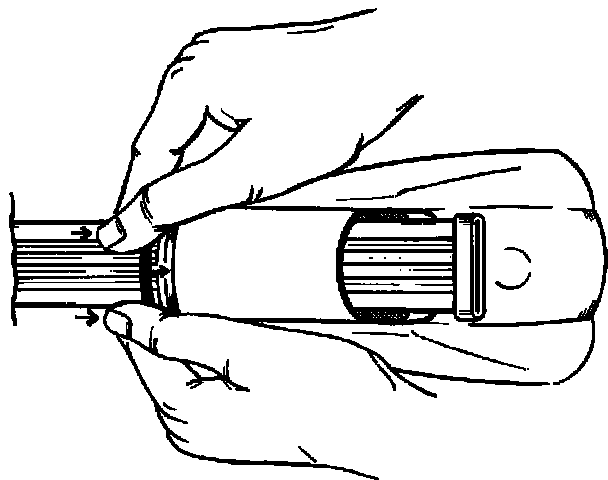
9

OPTIONAL**INSERIRE**

INSERT
CUBRIR
STOPFEN
ENFILER
BEVESTIG
TOLJA FEL
NALOZIC
VSTAVITI



10

**37co**


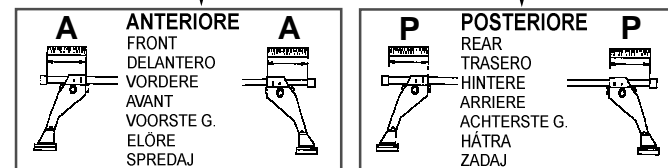
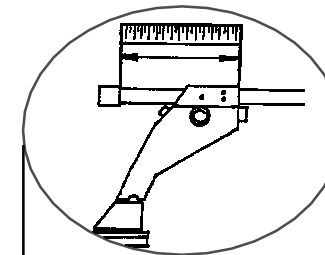
ISTRUZIONI DI MONTAGGIO - FITTING INSTRUCTIONS - INSTRUCCIONES PARA SU MONTAJE -
MONTAGEANWEISUNGEN - INSTRUCTIONS DE MONTAGE - MONTAGE INSTRUCTIES -
SZERELÉSI UTASÍTÁS - INSTRUKCJA MONTAŻU - NAVODILA O MONTAŽI

“LOGICO”

1

**MISURE PRECISE**

EXACT DIMENSIONS
MEDIDAS CORRECTAS
GENAUE MASSE
MESURES EXACTES
EXACTE AFMETINGEN
PONTOS MÉRET
DOKLADNE WYMIARY
TO»NE MERE

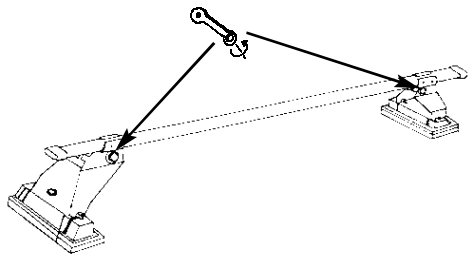


A	P
ANTERIORE FRONT DELANTERO VORDERE AVANT VOORSTE G. ELSŐ RÚD PRZOD SPREDAJ	POSTERIORE REAR TRASERO HINTERE ARRIERE ACHTERSTE G. HÁTSÓ RÚD TYL ZADAJ

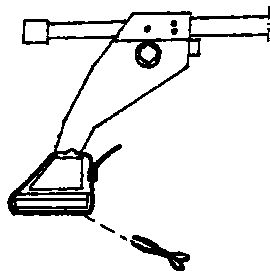
FORD *FOCUS 5p.
SEAT IBIZA 5p. 02->

90 mm.
92 mm.

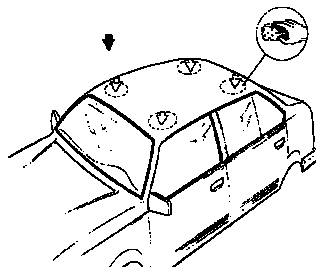
95 mm.
109 mm.

2**AVVITARE (A FONDO)**

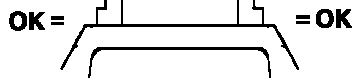
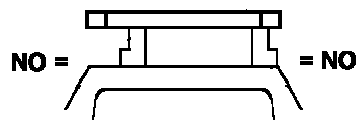
TO SCREW (DOWN)
 APRETAR (A FONDO)
 FESTSCHRAUBEN
 VISSER (À FOND)
 VASTSCHROEVEN
 MEGHÚZNI
 WKRECIC DO KONCA
 PRIVITI (DO KONCA)

3**TAGLIARE**

TO CUT
 CORTAR
 SCHNEIDEN
 COUPER
 SNIJDEN
 ELVÁGNI
 OBCIAC
 ODREZATI

4**PULIRE IL TETTO**

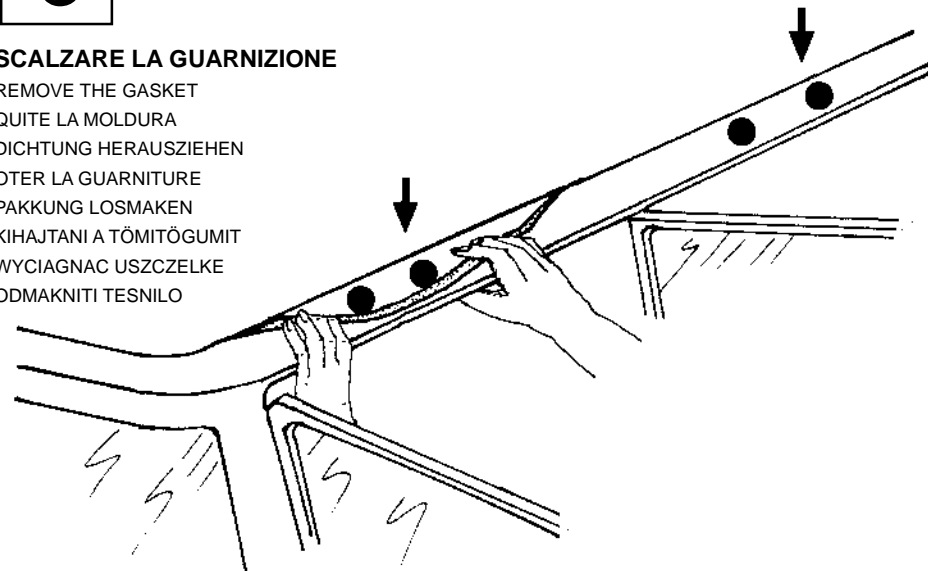
CLEAN THE ROOF
 LIMPIAR EL TECHO
 DACH REINIGEN
 NETTOYER LE TOIT
 DAK SCHOONMAKEN
 TISZTÍTSÁ MEG A TETŐT
 WYCZYŚCIC DACH
 O»ISTITI STREHO

5**CENTRARE IL P. TUTTO SUL TETTO**

CENTRE THE UNIVERSAL BAR
 CARRIER ON THE ROOF
 CENTRAR EL PORTAEQUIPAJES
 SOBRE EL TECHO
 LASTENTRÄGER AUF DEM DACH
 ZENTRIEREN
 CENTRER LE TOIT AVEC LE
 PORTE-TOUT
 PLAATS DE UNIVERSELE DRAGER
 IN HET MIDDEN VAN HET DAK
 HELYEZZE KÖZÉPRE A RUDAKAT
 WYSRODKOWAC BAGAZNIK NA DACHU
 CENTRIRATI PRTLJA»ENIK NA STREHO

6**MODELLI AUTO****FORD *FOCUS 5p.****SCALZARE LA GUARNIZIONE**

REMOVE THE GASKET
 QUITE LA MOLDURA
 DICHTUNG HERAUSZIEHEN
 OTER LA GUARNITURE
 PAKKUNG LOSMAKEN
 KIHAJTANI A TÖMITÖGUMIT
 WYCIAGNAC USZCZELKE
 ODMAKNITI TESNILO

**7****MODELLI AUTO****SEAT IBIZA 5p. 02->****SCALZARE LA GUARNIZIONE**

REMOVE THE GASKET
 QUITE LA MOLDURA
 DICHTUNG HERAUSZIEHEN
 OTER LA GUARNITURE
 PAKKUNG LOSMAKEN
 KIHAJTANI A TÖMITÖGUMIT
 WYCIAGNAC USZCZELKE
 ODMAKNITI TESNILO

