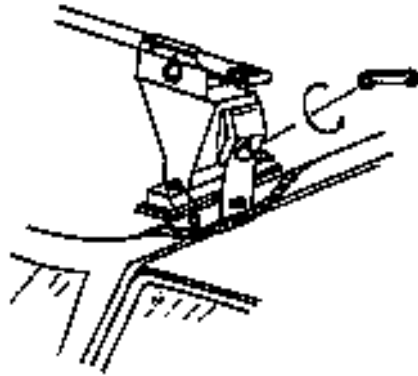
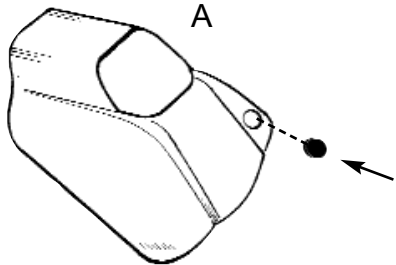
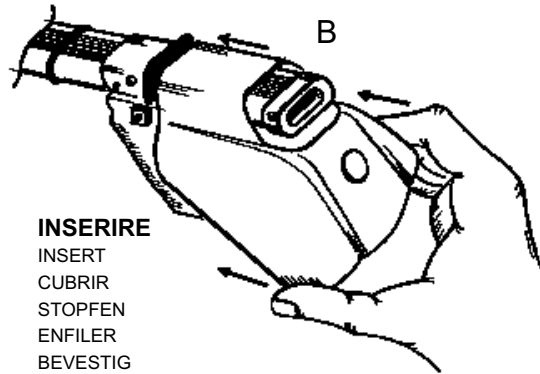
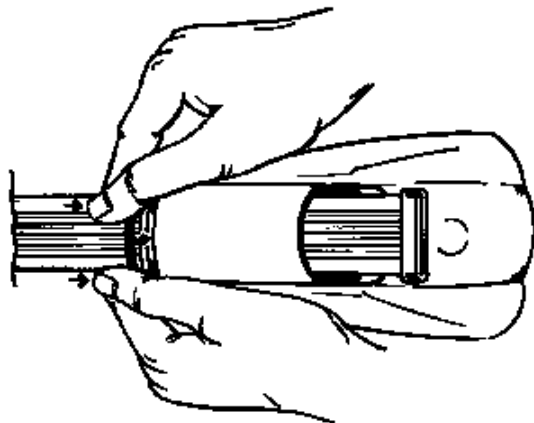


8**AVVITARE**

TO SCREW
 APRETAR
 FESTSCHRAUBEN
 VISSER
 VASTSCHROEVEN
 MEGHÚZNI
 WKRECIC
 PRIVITI

**9****OPTIONAL****INSERIRE**

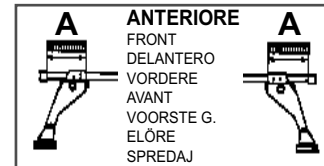
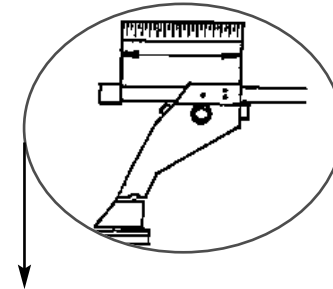
INSERT
 CUBRIR
 STOPFEN
 ENFILER
 BEVESTIG
 TOLJA FEL
 NALOZIC
 VSTAVITI

**10****34co**

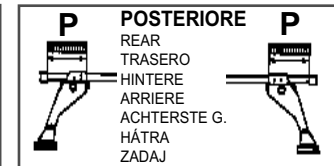
ISTRUZIONI DI MONTAGGIO - FITTING INSTRUCTIONS - INSTRUCCIONES PARA SU MONTAJE - MONTAGEANWEISUNGEN - INSTRUCTIONS DE MONTAGE - MONTAGE INSTRUCTIES - SZERELÉSI UTASÍTÁS - INSTRUKCJA MONTAZU - NAVODILA O MONTAŽI

“LOGICO”**1****MISURE PRECISE**

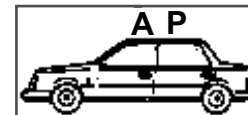
EXACT DIMENSIONS
 MEDIDAS CORRECTAS
 GENAUE MASSE
 MESURES EXACTES
 EXACTE AFMETINGEN
 PONTOS MÉRET
 DOKLADNE WYMIARY
 TO»NE MERE

**ANTERIORE**

FRONT
 DELANTERO
 VORDERE
 AVANT
 VOORSTE G.
 ELŐRE
 SPREDAJ

**POSTERIORE**

REAR
 TRASERO
 HINTERE
 ARRIERE
 ACHTERSTE G.
 HÁTRA
 ZADAJ

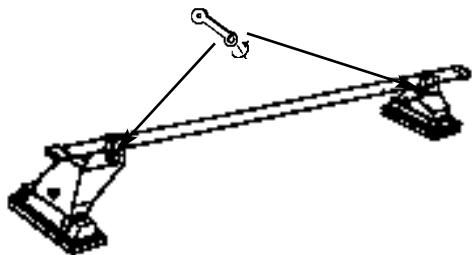


A
ANTERIORE
 FRONT
 DELANTERO
 VORDERE
 AVANT
 VOORSTE G.
 ELSŐ RÚD
 PRZOD
 SPREDAJ

P
POSTERIORE
 REAR
 TRASERO
 HINTERE
 ARRIERE
 ACHTERSTE G.
 HÁTSÓ RÚD
 TYL
 ZADAJ

MERCEDES S-CLASSE W220 (99-05)	118 mm.	131 mm.
VOLKSWAGEN GOLF IV 5P (98 ->03) - BORA	120 mm.	151 mm.

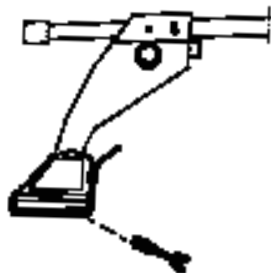
2



AVVITARE (A FONDO)

TO SCREW (DOWN)
APRETAR (A FONDO)
FESTSCHRAUBEN
VISSER (À FOND)
VASTSCHROEVEN
MEGHÚZNI
WKRECIC DO KONCA
PRIVITI (DO KONCA)

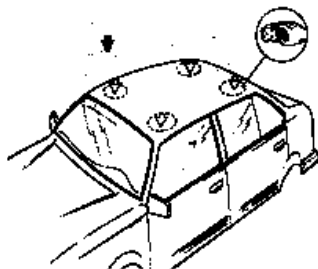
3



TAGLIARE

TO CUT
CORTAR
SCHNEIDEN
COUPER
SNIJDEN
ELVÁGNI
OBCIAC
ODREZATI

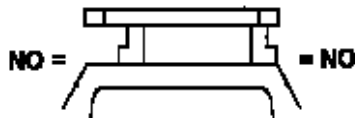
4



PULIRE IL TETTO

CLEAN THE ROOF
LIMPIAR EL TECHO
DACH REINIGEN
NETTOYER LE TOIT
DAK SCHOONMAKEN
TISZTITSA MEG A TETŐT
WYCZYSCIC DACH
O»ISTITI STREHO

5



CENTRARE IL P. TUTTO SUL TETTO

CENTRE THE UNIVERSAL BAR
CARRIER ON THE ROOF
CENTRAR EL PORTAEQUIPAJES
SOBRE EL TECHO
LASTENTRÄGER AUF DEM DACH
ZENTRIEREN
CENTRER LE TOIT AVEC LE
PORTE-TOUT
PLAATS DE UNIVERSELE DRAGER
IN HET MIDDEN VAN HET DAK
HELYEZZE KÖZÉPRE A RUDAKAT
WYSRODKOWAC BAGAZNIK NA DACHU
CENTRIRATI PRTLJAENIK NA STREHO

6

MODELLI CON PREDISPOSIZIONE DELLA CASA AUTO:

CARS WITH PRE-EXISTING FIXING POINT FROM MANUFACTURER
MODELOS CON PREDISPOSICION DEL FABRICANTE
AUTOS MIT VOM HERSTELLER VORGESEHENE BEFESTIGUNGSPUNKTE
VOITURES AVEC POINTS DE FIXAGE PREVUS PAR LE CONSTRUCTEUR
AUTO'S MET DOOR DE FABRIKANT VOORZIENE MONTAGEPUNTEN
FELHELYEZÉS GYÁRTÓ ÁLTAL KIJELÖLT PONTRA
SAMOCHODY Z PRZEWIDZIANYMI PUNKTAMI UMOCOWANIA
MODELI Z PREDVIDENIM LE»EM S STRANI PROIZVAJALCA

MODELLI AUTO

MERCEDES S-CLASSE W220 (99-05)
VOLKSWAGEN GOLF IV 5P (98 ->03)-BORA

7

SCALZARE LA GUARNIZIONE

REMOVE THE GASKET
QUITE LA MOLDURA
DICHTUNG HERAUSZIEHEN
OTER LA GUARNITURE
PAKKUNG LOSMAKEN
KHAJTANI A TÖMITÖGUMIT
WYCIAGNAC USZCZELKE
ODMAKNITI TESNILO

