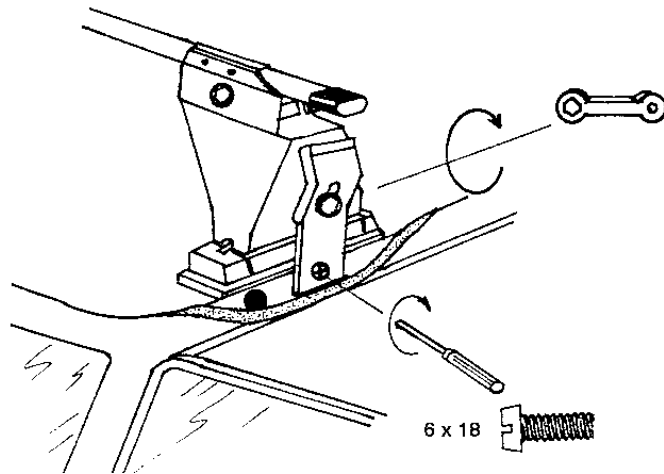
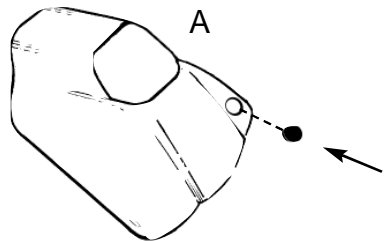
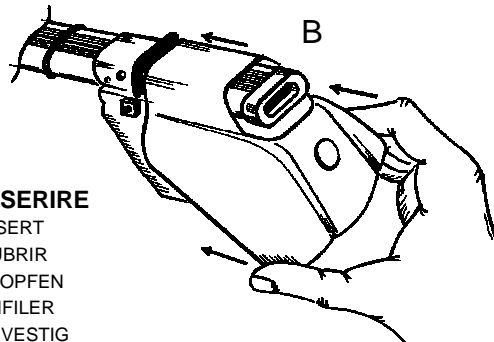
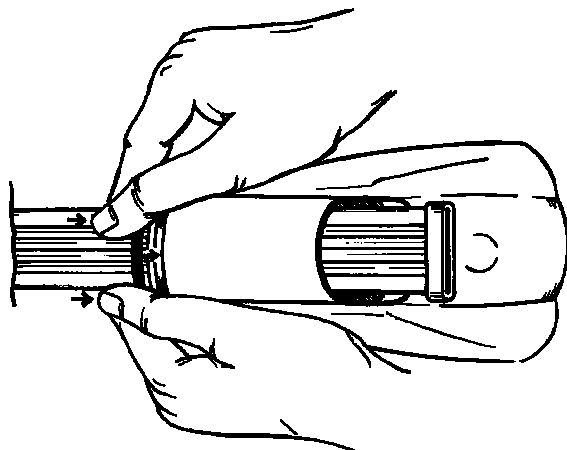


8**AVVITARE**

TO SCREW
 APRETAR
 FESTSCHRAUBEN
 VISSER
 VASTSCHROEVEN
 MEGHÚZNI
 WKRECIC
 PRIVITI

**9****OPTIONAL****INSERIRE**

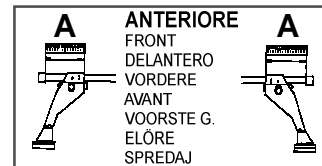
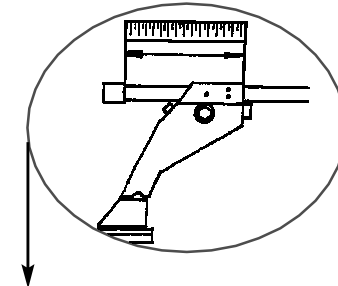
INSERT
 CUBRIR
 STOPFEN
 ENFILER
 BEVESTIG
 TOLJA FEL
 NALOZIC
 VSTAVITI

**10****24co**

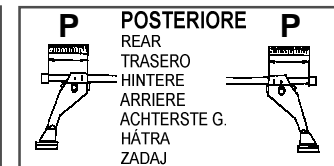
ISTRUZIONI DI MONTAGGIO - FITTING INSTRUCTIONS - INSTRUCCIONES PARA SU MONTAJE -
 MONTAGEANWEISUNGEN - INSTRUCTIONS DE MONTAGE - MONTAGE INSTRUCTIES -
 SZERELÉSI UTASÍTÁS - INSTRUKCJA MONTAŻU - NAVODILA O MONTAŽI

“LOGICO”**1****MISURE PRECISE**

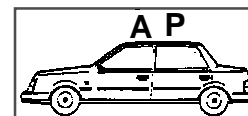
EXACT DIMENSIONS
 MEDIDAS CORRECTAS
 GENAUUE MASSE
 MESURES EXACTES
 EXACTE AFMETINGEN
 PONTOS MÉRET
 DOKLADNE WYMIARY
 TO»NE MERE

**A ANTERIORE**

FRONT
 DELANTERO
 VORDERE
 AVANT
 VOORSTE G.
 ELŐRE
 SPREDAJ

**P POSTERIORE**

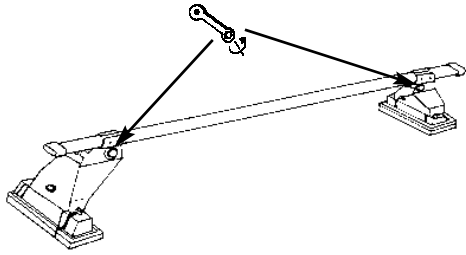
REAR
 TRASERO
 HINTERE
 ARRIERE
 ACHTERSTE G.
 HÁTRA
 ZADAJ



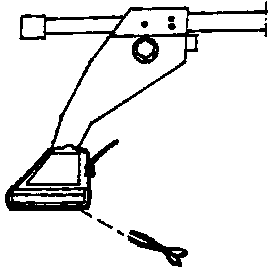
A
ANTERIORE
 FRONT
 DELANTERO
 VORDERE
 AVANT
 VOORSTE G.
 ELSŐ RÚD
 PRZOD
 SPREDAJ

P
POSTERIORE
 REAR
 TRASERO
 HINTERE
 ARRIERE
 ACHTERSTE G.
 HÁTSÓ RÚD
 TYL
 ZADAJ

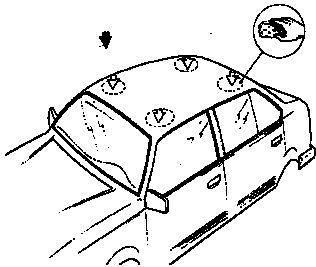
FORD *MONDEO (->99)**98 mm.****98 mm.**

2**AVVITARE (A FONDO)**

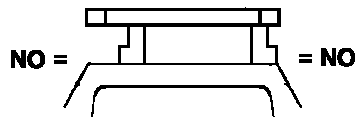
TO SCREW (DOWN)
 APRETAR (A FONDO)
 FESTSCHRAUBEN
 VISSER (À FOND)
 VASTSCHROEVEN
 MEGHÚZNI
 WKRECIC DO KONCA
 PRIVITI (DO KONCA)

3**TAGLIARE**

TO CUT
 CORTAR
 SCHNEIDEN
 COUPER
 SNIJDEN
 ELVÁGNI
 OBCIAC
 ODREZATI

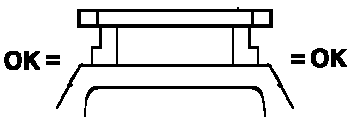
4**PULIRE IL TETTO**

CLEAN THE ROOF
 LIMPIAR EL TECHO
 DACH REINIGEN
 NETTOYER LE TOIT
 DAK SCHOONMAKEN
 TISZTITSA MEG A TETÖT
 WYCZYSZCIC DACH
 O»ISTITI STREHO

5

NO =

= NO



OK =

= OK

CENTRARE IL P. TUTTO SUL TETTO

CENTRE THE UNIVERSAL BAR
 CARRIER ON THE ROOF

CENTRAR EL PORTAEQUIPAJES
 SOBRE EL TECHO

LASTENTRÄGER AUF DEM DACH
 ZENTRIEREN

CENTRER LE TOIT AVEC LE
 PORTE-TOUT

PLAATS DE UNIVERSELE DRAGER
 IN HET MIDDEN VAN HET DAK

HELYEZZE KÖZÉPRE A RUDAKAT

WYSRODKOWAC BAGAZNIK NA DACHU

CENTRIRATI PRTLJA»ENIK NA STREHO

6**MODELLI CON PREDISPOSIZIONE DELLA CASA AUTO:**

CARS WITH PRE-EXISTING FIXING POINT FROM MANUFACTURER
 MODELOS CON PREDISPOSICION DEL FABRICANTE
 AUTOS MIT VOM HERSTELLER VORGESEHENE BEFESTIGUNGSPUNKTE
 VOITURES AVEC POINTS DE FIXAGE PREVUS PAR LE CONSTRUCTEUR
 AUTO'S MET DOOR DE FABRIKANT VOORZIENE MONTAGEPUNTEN
 FELHELYEZÉS GYÁRTÓ ÁLTAL KIJELÖLT PONTRA
 SAMOCHODY Z PRZEWIDZIANYMI PUNKTAMI UMOCOWANIA
 MODELI Z PREDVIDENIM LE»EM S STRANI PROIZVAJALCA

MODELLI AUTO

FORD *MONDEO (->99)

7**SCALZARE LA GUARNIZIONE**

REMOVE THE GASKET
 QUITE LA MOLDURA
 DICHTUNG HERAUSZIEHEN
 OTER LA GUARNITURE
 PAKKUNG LOSMAKEN
 KIHAJTANI A TÖMITÖGUMIT
 WYCIAGNAC USZCZELKE
 ODMAKNITI TESNILO

