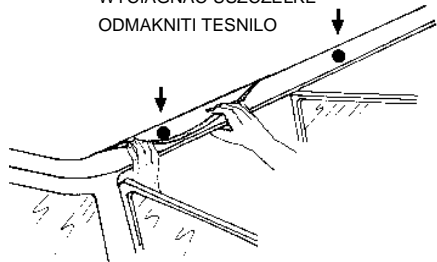


3C

SCALZARE LA GUARNIZIONE

REMOVE THE GASKET
 QUITE LA MOLDURA
 DICHTUNG HERAUSZIEHEN
 OTER LA GUARNITURE
 PAKKUNG LOSMAKEN
 KIHAJTANI A TÖMITÖGUMIT
 WYCIAGNAC USZCZELKE
 ODMAKNITI TESNILO

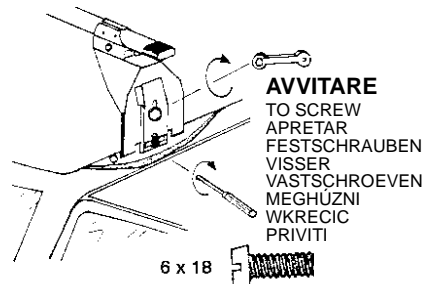


MODELLI AUTO

LANCIA *THEMA*

FIAT *CROMA*

SAAB 9000 - 900 5P (93 ->) - 9 - 5



AVVITARE
 TO SCREW
 APRETAR
 FESTSCHRAUBEN
 VISSER
 VASTSCHROEVEN
 MEGHÚZNI
 WKREĆCIC
 PRIVITI

6 x 18

2co

ISTRUZIONI DI MONTAGGIO - FITTING INSTRUCTIONS - INSTRUCCIONES PARA SU MONTAJE -
 MONTAGEANWEISUNGEN - INSTRUCTIONS DE MONTAGE - MONTAGE INSTRUCTIES - SZERELÉSI
 UTASÍTÁS - INSTRUKCJA MONTAZU - NAVODILA O MONTAŽI

“LOGICO”

1

CENTRARE IL P. TUTTO SUL TETTO

CENTRE THE UNIVERSAL BAR
CARRIER ON THE ROOF

CENTRAR EL PORTAEQUIPAJES
SOBRE EL TECHO

LASTENTRÄGER AUF DEM DACH
ZENTRIEREN

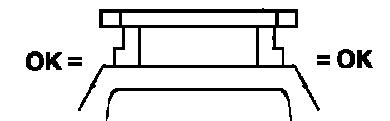
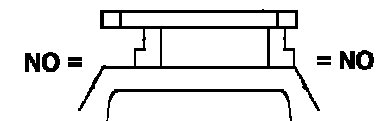
CENTRER LE TOIT AVEC LE
PORTE-TOUT

PLAATS DE UNIVERSELE DRAGER
IN HET MIDDEN VAN HET DAK

HELYEZZE KÖZÉPRE A RUDAKAT

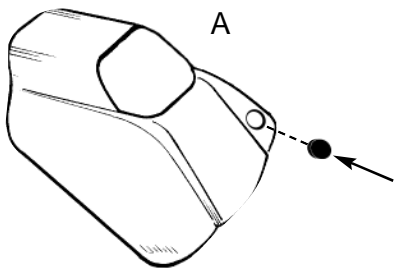
WYSRODKOWAC BAGAZNIK NA DACHU

CENTRIRATI PRTLJAŽENIK NA STREHO

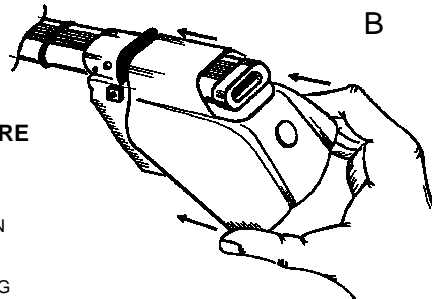


4

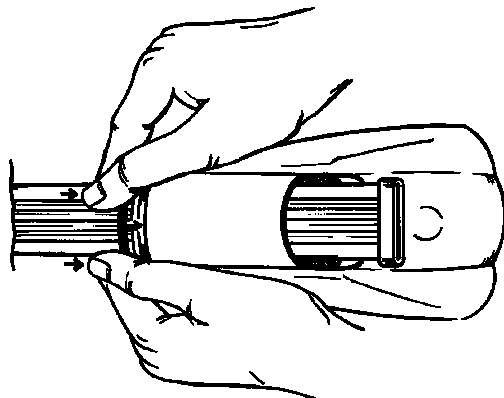
OPTIONAL

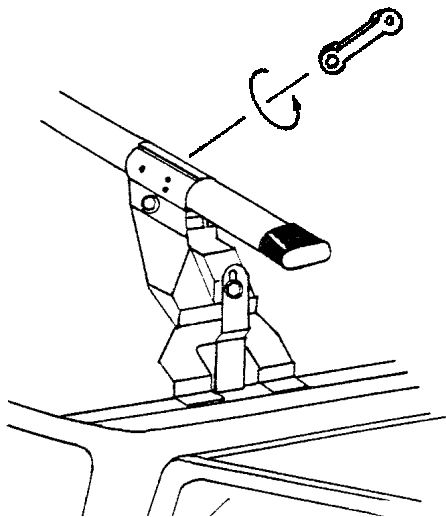


INSERIRE
 INSERT
 CUBRIR
 STOPFEN
 ENFILER
 BEVESTIG
 TOLJA FEL
 NALOZIC
 VSTAVITI



5

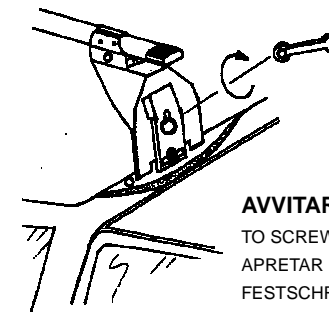
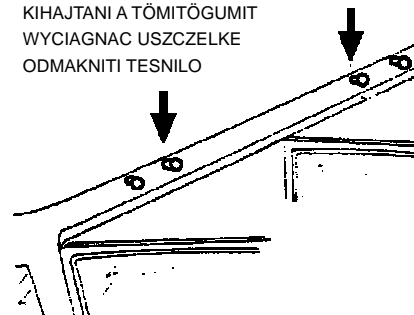


2**AVVITARE (A FONDO)**

TO SCREW (DOWN)
 APRETAR (A FONDO)
 FESTSCHRAUBEN
 VISSER (À FOND)
 VASTSCHROEVEN
 MEGHÚZNI
 WKRECIC DO KONCA
 PRIVITI (DO KONCA)

3B**MODELLI AUTO****BMW Serie 3 4P (91 ->98)****SCALZARE LA GUARNIZIONE**

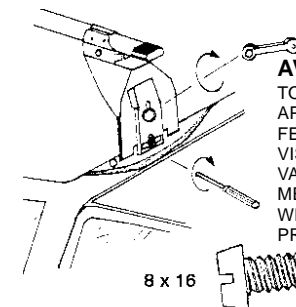
REMOVE THE GASKET
 QUITE LA MOLDURA
 DICHTUNG HERAUSZIEHEN
 OTER LA GUARNITURE
 PAKKUNG LOSMAKEN
 KIHAJTANI A TÖMITÖGUMIT
 WYCIAGNAC USZCZELKE
 ODMAKNITI TESNILO

**AVVITARE**

TO SCREW
 APRETAR
 FESTSCHRAUBEN
 VISSER
 VASTSCHROEVEN
 MEGHÚZNI
 WKRECIC
 PRIVITI

MODELLI AUTO**OPEL VECTRA 4-5P (88->01)****SCALZARE LA GUARNIZIONE**

REMOVE THE GASKET
 QUITE LA MOLDURA
 DICHTUNG HERAUSZIEHEN
 OTER LA GUARNITURE
 PAKKUNG LOSMAKEN
 KIHAJTANI A TÖMITÖGUMIT
 WYCIAGNAC USZCZELKE
 ODMAKNITI TESNILO

**AVVITARE**

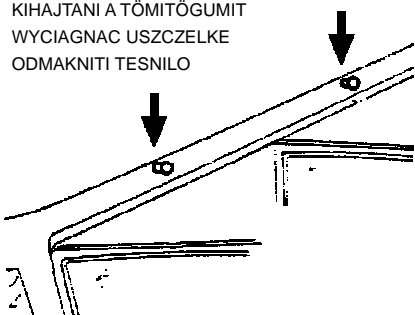
TO SCREW
 APRETAR
 FESTSCHRAUBEN
 VISSER
 VASTSCHROEVEN
 MEGHÚZNI
 WKRECIC
 PRIVITI

3A**MODELLI CON PREDISPOSIZIONE DELLA CASA AUTO:**

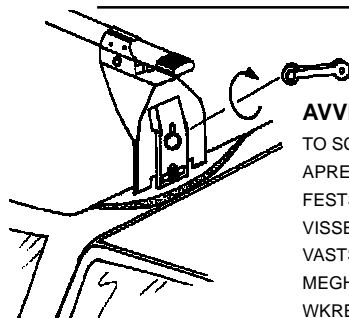
CARS WITH PRE-EXISTING FIXING POINT FROM MANUFACTURER
 MODELOS CON PREDISPOSICION DEL FABRICANTE
 AUTOS MIT VOM HERSTELLER VORGESEHENE BEFESTIGUNGSPUNKTE
 VOITURES AVEC POINTS DE FIXAGE PREVUS PAR LE CONSTRUCTEUR
 AUTO'S MET DOOR DE FABRIKANT VOORZIENE MONTAGEPUNTEN
 FELHELYEZÉS GYÁRTÓ ÁLTAL KIJELÖLT PONTRA
 SAMOCHODY Z PRZEWIDZIANYMI PUNKTAMI UMOCOWANIA
 MODELI Z PREDVIDENIM LEŽEJEM S STRANI PROIZVAJALCA

SCALZARE LA GUARNIZIONE

REMOVE THE GASKET
 QUITE LA MOLDURA
 DICHTUNG HERAUSZIEHEN
 OTER LA GUARNITURE
 PAKKUNG LOSMAKEN
 KIHAJTANI A TÖMITÖGUMIT
 WYCIAGNAC USZCZELKE
 ODMAKNITI TESNILO

**MODELLI AUTO**

ALFA 145
ALFA 146
ALFA 164
ALFA 156
ALFA 156 SW NO RAILINGS

**AVVITARE**

TO SCREW
 APRETAR
 FESTSCHRAUBEN
 VISSER
 VASTSCHROEVEN
 MEGHÚZNI
 WKRECIC
 PRIVITI